




Club Health Assessment for District 114 W through February 2025

			Status	Membership							Reports					Finance		LCIF
Club Number	Club Name	Charter Date		Current Member Count	YTD Members Added	YTD Members Dropped	YTD Net Growth	YTD Net Growth%	Member Count 12 Months Ago	Avg. length of service for dropped members	Months Since Last MMR ***	Yrs. Since Last Officer Report	President Rotation	Vice President Reported ****	Months Since Last Activity Report ***	Account Balance	Donations for current Fiscal Year	
			Number of times on status quo within last two years	If below 15 members appears				If net loss is greater than 20% appears			If no report in 3 months appears in	When more than one year appears in	Number of repeat terms	Notes the officers that do not have an active	If no report at 12 months appears in red			
Clubs more than two years old																		
110587	ALTHOFEN HEMMALAND	03/30/2011	Active(1)	60	1	0	1	1.69%	0		0			R	M	0		
Exc Award (06/30/2018, 06/30/2023, 06/30/2025)																		
38917	ANIF	09/26/1980	Active(1)	30	2	3	-1	-3.23%	0	14	0		2	R	M	8		
52604	BAD ST. LEONHARD OBDACH	03/02/1992	Active(1)	41	0	0	0	0.00%	0		0			N		24+		
46931	BLEIBURG KULTURSTADT	02/04/1987	Active(1)	40	3	1	2	5.26%	0	11	0		2	R		24+		
47489	BLUDENZ	06/17/1987	Active(1)	31	0	0	0	0.00%	0		0		2	R	M,SC	21		
32243	BREGENZ	05/12/1976	Active(1)	46	0	1	-1	-2.13%	0	48	0				VP,SC	20		
104704	BREGENZERWALD	03/18/2009	Active(1)	26	3	1	2	8.33%	0	16	0			R	M	24+		
49420	DOBRATSCH	04/18/1989	Active(1)	32	0	1	-1	-3.03%	0	22	0		2	R		2		
Exc Award (06/30/2023)																		
116968	DRAUTAL	05/29/2012	Active(1)	24	0	1	-1	-4.00%	0	5	0			R		4		
22067	FELDKIRCH MONTFORT	07/25/1972	Active(1)	33	0	0	0	0.00%	0		0			R	M	24+		
36491	FELDKIRCHEN OSSIACHERSEE	01/31/1979	Active(1)	24	1	0	1	4.35%	0		0			R		1		
Exc Award (06/30/2018)																		
37966	FRIESACH BURGENSTADT	01/21/1980	Active(1)	43	2	0	2	4.88%	0		0			R		0		
40257	FUSCHLSEE MONDSEE	07/27/1981	Active(1)	29	0	1	-1	-3.33%	0	7	0			R		1		
Exc Award (06/30/2023)																		
22049	GASTEIN	03/13/1964	Active(1)	42	1	1	0	0.00%	0	61	0			R	M	2		
22054	GROßGMAYN	03/14/1970	Active(1)	18	0	1	-1	-5.26%	0	10	0			R	M	8		
118448	HALL ARMADA	12/13/2012	Active	19	0	0	0	0.00%	0		0		2	R		N/A		
42841	HALL IN TIROL	06/10/1983	Active(1)	26	0	0	0	0.00%	0		0			R		10		
22055	HALLEIN	11/24/1965	Active(1)	47	4	2	2	4.44%	0	49	0			R	M	0		
34548	HERMAGOR	10/05/1977	Active(1)	42	2	1	1	2.44%	0	47	0			N	M	N/A		
52502	HOHENEMS	02/12/1992	Active(1)	34	1	1	0	0.00%	0	1	0				VP	0		
22074	HOHENSALZBURG	06/02/1959	Active(1)	72	2	3	-1	-1.37%	0	35	0			R	M	24+		



Club Health Assessment for District 114 W through February 2025

			Status	Membership							Reports					Finance	LCIF	
Club Number	Club Name	Charter Date		Current Member Count	YTD Members Added	YTD Members Dropped	YTD Net Growth	YTD Net Growth%	Member Count 12 Months Ago	Avg. length of service for dropped members	Months Since Last MMR ***	Yrs. Since Last Officer Report	President Rotation	Vice President Reported ****	Months Since Last Activity Report ***	Account Balance	Donations for current Fiscal Year	
			Number of times on status quo within last two years	If below 15 members appears					If net loss is greater than 20% appears			If no report in 3 months appears in	When more than one year appears in	Number of repeat terms	Notes the officers that do not have an active	If no report at 12 months appears in red		
Exc Award (06/30/2018, 06/30/2023)																		
22056	INNSBRUCK	05/02/1956	Active(1)	18	0	1	-1	-5.26%	0	19	0		2	R	M	N/A		
103239	INNSBRUCK GOLDENES DACHL	06/30/2008	Active(1)	11	0	0	0	0.00%	0		0		2	R	M	2		
Exc Award (06/30/2024)																		
46654	INNSBRUCK IGLS	11/26/1986	Active(1)	15	0	1	-1	-6.25%	0	14	0		2	R	M,SC	N/R		
124060	Innsbruck Nordkette	01/26/2015	Active(1)	23	0	2	-2	-8.00%	0	7	0		None	N	P,M	3		
102046	INNSBRUCK TRIUMPHFORTE	05/12/2008	Active(1)	19	0	1	-1	-5.00%	0	11	0			R	M	24+		
55182	INNSBRUCK VICTORIA	01/05/1994	Active(1)	16	1	1	0	0.00%	0	21	0			R	M,SC	0		
97612	JENBACH ACHENSEE	08/08/2006	Active(1)	25	1	2	-1	-3.85%	0	17	0			R	M	2		
67374	KAPRUN	02/13/2003	Active(1)	35	5	1	4	12.90%	0	15	0		2	N	M,SC	9		
22059	KITZBÜHEL	06/20/1958	Active(1)	31	2	1	1	3.33%	0	10	0			R	M	0		
22060	KLagenfurt	03/04/1954	Active(1)	44	0	2	-2	-4.35%	0	25	0			R		21		
65222	KLagenfurt ARTECON	04/03/2002	Active(1)	40	1	0	1	2.56%	0		0			R	M	N/A		
35400	KLagenfurt CARINTHIA	04/25/1978	Active(1)	35	0	1	-1	-2.78%	0	35	0		2	R		0		
64248	KLagenfurt MAGEREGG	05/02/2001	Active(1)	26	0	0	0	0.00%	0		0			R	M	2		
62059	KLagenfurt NOREIA	06/08/1999	Active(1)	21	1	1	0	0.00%	0	1	0		2	R	M	N/R		
110711	KLagenfurt ST GEORG	04/04/2011	Active(1)	17	1	0	1	6.25%	0		0			R	M	5		
48729	KLOPEINERSEE VÖLKERMARKT	06/20/1988	Active(1)	24	0	1	-1	-4.00%	0	3	0			R	M,SC	N/A		
64668	KRAMSACH TIROLER SEENLAND	08/23/2001	Active(1)	31	0	0	0	0.00%	0		0			N		14		
54071	KUFSTEIN	02/10/1993	Active(1)	46	1	0	1	2.22%	0		0		2	R	M	3		
41547	LANDECK SCHROFENSTEIN	06/21/1982	Active(1)	35	1	0	1	2.94%	0		0			R	T,M,SC	N/A		
30284	LAVANTTAL	02/19/1975	Active(1)	29	0	3	-3	-9.38%	0	19	0			R		N/A		
22061	LIENZ	12/13/1969	Active(1)	38	0	0	0	0.00%	0		0			R	M,SC	18		
22065	LUNGAU	03/24/1971	Active	43	1	4	-3	-6.52%	0	24	0		2	R	M	N/A		



Club Health Assessment for District 114 W through February 2025

			Status	Membership							Reports					Finance		LCIF
Club Number	Club Name	Charter Date		Current Member Count	YTD Members Added	YTD Members Dropped	YTD Net Growth	YTD Net Growth%	Member Count 12 Months Ago	Avg. length of service for dropped members	Months Since Last MMR ***	Yrs. Since Last Officer Report	President Rotation	Vice President Reported ****	Months Since Last Activity Report ***	Account Balance	Donations for current Fiscal Year	
			Number of times on status quo within last two years	If below 15 members appears					If net loss is greater than 20% appears		If no report in 3 months appears in	When more than one year appears in	Number of repeat terms	Notes the officers that do not have an active	If no report at 12 months red			
58962	MAGDALENSBERG "CIRCULUM VIRUNUM"	12/19/1996	Active(1)	32	0	0	0	0.00%	0		0			R	0			
63711	MARIA WÖRTH	11/01/2000	Active(1)	22	0	0	0	0.00%	0		0		2	R	M	21		
29926	MATTSEE TRUMERSEEN	11/11/1974	Active(1)	39	1	1	0	0.00%	0	45	0		2	R	M	5		
Exc Award (06/30/2020)																		
56913	MILLSTÄTTERSEE NOCKBERGE	05/16/1995	Active(1)	33	0	0	0	0.00%	0		0			R	M	3		
98899	MITTELKÄRNTEN ANIMA CARINTHIAE	03/29/2007	Active(1)	25	2	0	2	8.70%	0		0			R	M	0		
22066	MITTERSILL	03/07/1972	Active(1)	33	2	1	1	3.13%	0	16	0			R	M,SC	N/A		
50759	NEUMARKT - STRASSWALCHEN	06/26/1990	Active(1)	24	2	5	-3	-11.11%	0	20	0			N	M	12		
58046	OBERVELLACH REGION MOLLTAL	03/29/1996	Active(1)	27	2	1	1	3.85%	0	25	0			R	M	10		
100507	OLYMPIAREGION SEEFELD	11/20/2007	Active(1)	34	0	3	-3	-8.11%	0	5	0			R	M	0		
35402	PONGAU HÖCH	04/04/1978	Active(1)	31	1	2	-1	-3.13%	0	14	0		2	R	M	1		
63067	PONGAU MILLENNIUM	04/24/2000	Active(1)	38	4	0	4	11.76%	0		0			R	M,SC	N/A		
22069	REUTTE AUSSERFERN TIROL	04/28/1972	Active(1)	64	0	1	-1	-1.54%	0	21	0			R		3		
108613	RHEINTAL amKUMMA	06/15/2010	Active(1)	33	1	2	-1	-2.94%	0	13	0				M,VP	2		
35805	SAALFELDEN	06/20/1978	Active(1)	58	3	0	3	5.45%	0		0			R		8		
42691	SALINA TENNENGAU	05/27/1983	Active(1)	21	1	2	-1	-4.55%	0	20	0		2	R	M	N/A		
31761	SALZACH OBERNDORF LAUFEN	02/27/1976	Active(1)	35	1	1	0	0.00%	0	2	0			R	M	24+		
22072	SALZBURG	05/08/1956	Active(1)	57	0	3	-3	-5.00%	0	37	0			R		10		
Exc Award (06/30/2020, 06/30/2024)																		
46326	SALZBURG AIGEN ELSBETHEN	06/11/1986	Active(1)	19	0	0	0	0.00%	0		0			R	M	N/A		
62599	SALZBURG AMADEA	12/28/1999	Active(1)	51	0	0	0	0.00%	0		0			R	M,SC	0		
22073	SALZBURG HELLBRUNN	06/29/1971	Active(1)	37	0	2	-2	-5.13%	0	29	0			R	M	24+		
42207	SALZBURG MIRABELL	01/21/1983	Active(1)	43	2	1	1	2.38%	0	2	0			R	M	N/A		



Club Health Assessment for District 114 W through February 2025

			Status	Membership							Reports					Finance		LCIF
Club Number	Club Name	Charter Date		Current Member Count	YTD Members Added	YTD Members Dropped	YTD Net Growth	YTD Net Growth%	Member Count 12 Months Ago	Avg. length of service for dropped members	Months Since Last MMR ***	Yrs. Since Last Officer Report	President Rotation	Vice President Reported ****	Months Since Last Activity Report ***	Account Balance	Donations for current Fiscal Year	
			Number of times on status quo within last two years	If below 15 members appears	If net loss is greater than 20% appears						If no report in 3 months appears in	When more than one year appears in	Number of repeat terms	Notes the officers that do not have an active	If no report at 12 months appears in red			
110544	SALZBURG PAPAGENI	03/11/2011	Active(1)	26	1	1	0	0.00%	0	14	0			R	N/A			
130546	Salzburg Paracelsus	03/31/2017	Active(1)	26	1	0	1	4.00%	0		0			R	M	N/A		
22075	SCHWAZ TYROL	02/26/1970	Active(1)	49	1	2	-1	-2.00%	0	51	0			R	M	24+		
Exc Award (06/30/2023)																		
44070	SEEKIRCHEN WALLERSEE	06/11/1984	Active(1)	40	0	0	0	0.00%	0		0			R		1		
46327	SILLIAN INNICHEN	06/11/1986	Active(1)	28	0	1	-1	-3.45%	0	10	0			R	M,SC	14		
101243	SILVRETTA VORARLBERG	02/15/2008	Active(1)	35	0	1	-1	-2.78%	0	17	0			R	M,SC	14		
22076	SPITTAL	06/10/1959	Active(1)	45	3	2	1	2.27%	0	47	0			N	M	0		
22070	ST. JOHANN IM PONGAU	03/13/1958	Active(1)	36	0	0	0	0.00%	0		0			R	M,SC	24+		
22071	ST. VEIT AN DER GLAN	04/25/1969	Active(1)	53	3	0	3	6.00%	0		0			N	M	8		
Exc Award (06/30/2023)																		
50760	STUBAI - WIPPTAL	06/27/1990	Active(1)	21	3	0	3	16.67%	0		0		2	R	M,SC	1		
146924	Tirol Kaiser Maximilian	06/23/2021	Active(1)	31	2	2	0	0.00%	0	3	0		2	R	M	2		
Exc Award (06/30/2024)																		
22057	TYROL AMBRAS	11/26/1973	Active(1)	22	0	2	-2	-8.33%	0	6	0		2	R	M	5		
105104	VELDEN AM WÖRTHERSEE	04/02/2009	Active(1)	28	1	1	0	0.00%	0	9	0		2	R		1		
Exc Award (06/30/2024)																		
22081	VILLACH	05/15/1957	Active(1)	53	6	1	5	10.42%	0	2	0		2	R		9		
22083	VORARLBERG	03/23/1956	Active(1)	65	1	0	1	1.56%	0		0		2	R	T,M,SC	N/A		
55876	VORARLBERG FORTUNA	06/24/1994	Active(1)	12	0	0	0	0.00%	0		0		9	R	M	14		
122094	Vorarlberg Rheindelta-Hofsteig	05/07/2014	Active(1)	22	1	0	1	4.76%	0		0		2	R	M,SC	10		
88504	WALS SIEZENHEIM	06/01/2005	Active(1)	60	4	1	3	5.26%	0	18	0		2	R	M	6		
105691	WATTENS	06/05/2009	Active(1)	28	0	0	0	0.00%	0		0			R	M	24+		
22080	WEST TYROL	04/07/1961	Active(1)	32	0	0	0	0.00%	0		0			R	M,SC	N/A	\$10.00	
22085	WÖRGL TYROL	01/01/1968	Active(1)	39	2	1	1	2.63%	0	54	0		2	R	M,SC	3		
32440	WÖRTHERSEE	06/15/1976	Active(1)	32	0	0	0	0.00%	0		0		2	R		2		



Club Health Assessment for District 114 W through February 2025

			Status							Membership					Reports					Finance		LCIF
Club Number	Club Name	Charter Date		Current Member Count	YTD Members Added	YTD Members Dropped	YTD Net Growth	YTD Net Growth%	Member Count 12 Months Ago	Avg. length of service for dropped members	Months Since Last MMR ***	Yrs. Since Last Officer Report	President Rotation	Vice President Reported ****	Months Since Last Activity Report ***	Account Balance	Donations for current Fiscal Year					
			Number of times on status quo within last two years	If below 15 members appears				If net loss is greater than 20% appears			If no report in 3 months appears in	When more than one year appears in	Number of repeat terms	Notes the officers that do not have an active	If no report at 12 months appears in red							
22086	ZELL AM SEE	05/02/1957	Active	50	0	0	0	0.00%	0		0			R M	N/A							
47921	ZILLERTAL	12/01/1987	Active(1)	34	0	0	0	0.00%	0		0			R M	8							
Current Total Clubs Count	YTD New Clubs Count	YTD Cancelled Clubs Count	YTD Net Club Gain	Current Total Members Count	YTD Add	YTD Drop	YTD Net Growth	YTD Net Growth %	Member Count 12 Months Ago	Average Member Count Per Club	% of Clubs with less than 20 members	% No MMR in 3 Months	% No Officer Report in 12 Months	% of Clubs with balance 90+ days	Number of Clubs in Status Quo	% Status Quo Clubs in Financial Suspension	Number of Cancelled Clubs	Average Cancelled Club Age	Members Lost Due to Cancellation	% of Clubs Cancelled for Non-Financial Reasons		
88	0	0	0	3,004	88	80	8	0.27%	0	34	11%	0%	0%	0%	0	0%	0	0	0	0%		

* - P - Priority Club. Cancellation Reasons: 1-Objectives/conduct, 2-Non-active club, 5-Non-existing club, 6-Disbanding, 7-Merger, 8-Financial Suspension, 9-District/Multiple District Dues.

** - Abbreviation: P-President, S-Secretary, T-Treasurer, M-Member Chairperson, VP-First Vice President, MC-Communications Chairperson, SC-Service Chairperson

*** - Abbreviation: N/R - Never reported using the Lions Clubs website, N/A - Not applicable, No password registered for the Lions Clubs website.

**** - Abbreviation: N - New, IP - Immediate Past, R - Repeat.




Club Health Assessment for District 114 O through February 2025

			Status	Membership						Reports					Finance	LCIF	
Club Number	Club Name	Charter Date		Current Member Count	YTD Members Added	YTD Members Dropped	YTD Net Growth	YTD Net Growth%	Member Count 12 Months Ago	Avg. length of service for dropped members	Months Since Last MMR ***	Yrs. Since Last Officer Report	President Rotation	Vice President Reported ****	Months Since Last Activity Report ***	Account Balance	Donations for current Fiscal Year
			Number of times on status quo within last two years	If below 15 members appears				If net loss is greater than 20% appears			If no report in 3 months appears in	When more than one year appears in	Number of repeat terms	Notes the officers that do not have an active	If no report at 12 months appears in red		
Clubs more than two years old																	
22087	AMSTETTEN	04/24/1968	Active	43	0	0	0	0.00%	0		0		2	R M	N/R		\$839.46
22088	BAD VÖSLAU BADEN	06/26/1965	Active	11	0	0	0	0.00%	0		0			R M	N/R		\$214.74
22089	BADEN HELENENTAL	02/19/1970	Active	50	1	0	1	2.04%	0		0			R	N/A		\$956.59
65276	BADEN ST. HELENA	04/26/2002	Active	39	1	1	0	0.00%	0	22	0			R	6		\$761.37
Exc Award (06/30/2023)																	
59673	BIEDERMANNSDORF	06/10/1997	Active(1)	30	1	0	1	3.45%	0		0		2	R	N/R		\$585.67
50454	BRUCK AN DER LEITHA	04/23/1990	Active	16	0	0	0	0.00%	0		0			R M	N/A		\$312.36
22104	BURG LIECHTENSTEIN	12/16/1971	Active	17	0	0	0	0.00%	0		0		2	R M	N/R		\$312.36
22091	DEUTSCH WAGRAM	12/27/1972	Active	25	1	1	0	0.00%	0	6	0		3	R M,SC	N/R		\$488.06
61558	EBREICHSORF	02/26/1999	Active	19	4	0	4	26.67%	0		0			R	N/R		\$292.83
22108	EISENSTADT	06/01/1969	Active	20	0	1	-1	-4.76%	0	13	0			R M	N/R		\$409.97
84547	GÄNSERNDORF	12/17/2004	Active	36	0	0	0	0.00%	0		0		2	R M	N/R		\$741.85
110145	GUNTRAMSDORF THERMENREGION	01/19/2011	Active	22	0	1	-1	-4.35%	0	14	0			R M	N/R		\$429.49
33571	GÜSSING JENNERSDORF	03/22/1977	Active	17	0	2	-2	-10.53%	0	33	0			R M,SC	N/A		\$351.40
46328	HAINBURG	06/24/1986	Active	29	0	0	0	0.00%	0		0		2	IP M,SC	N/R		\$546.62
30056	HINTERBRÜHL	12/26/1974	Active	24	0	1	-1	-4.00%	0	13	0			R M	N/R		\$488.06
56499	HOLLABRUNN WEINLAND	02/01/1995	Active	45	2	1	1	2.27%	0	19	0		2	R	N/R		\$858.98
47438	HORN	06/15/1987	Active	41	2	0	2	5.13%	0		0			R M,SC	N/R		\$1,099.75
55702	KIRCHSCHLAG BUCKLIGE WELT	05/16/1994	Active	23	2	0	2	9.52%	0		0			R SC	20		\$409.97
32022	KLOSTERNEUBURG BABENBERG	04/12/1976	Active	47	3	2	1	2.17%	0	17	0			R	16		\$898.02
Exc Award (06/30/2017, 06/30/2018)																	
98805	KLOSTERNEUBURG FUTURA	03/16/2007	Active	18	0	0	0	0.00%	0		0			R M,SC	N/A		\$351.40
22098	KREMS DONAU	01/26/1959	Active	53	0	0	0	0.00%	0		0			R M	14		\$1,034.68
22099	KREUZENSTEIN	06/01/1969	Active	46	0	0	0	0.00%	0		0			R	N/A		\$898.02



Club Health Assessment for District 114 O through February 2025

			Status	Membership						Reports					Finance	LCIF		
Club Number	Club Name	Charter Date		Current Member Count	YTD Members Added	YTD Members Dropped	YTD Net Growth	YTD Net Growth%	Member Count 12 Months Ago	Avg. length of service for dropped members	Months Since Last MMR ***	Yrs. Since Last Officer Report	President Rotation	Vice President Reported ****	Months Since Last Activity Report ***	Account Balance	Donations for current Fiscal Year	
			Number of times on status quo within last two years	If below 15 members appears				If net loss is greater than 20% appears			If no report in 3 months appears in	When more than one year appears in	Number of repeat terms		Notes the officers that do not have an active	If no report at 12 months appears in red		
22103	MARCHFELD	05/19/1967	Active	31	0	0	0	0.00%	0		0			R		N/R		\$881.73
36071	MATTERSBURG	09/29/1978	Active	14	0	0	0	0.00%	0		0			R	M,SC	N/R		\$273.31
30975	MITTELBURGENLAND	06/23/1975	Active	32	0	0	0	0.00%	0		0			R	M	N/R		\$624.71
22105	MÖDLING	12/10/1959	Active(1)	30	1	0	1	3.45%	0		0		4		VP	2		\$566.15
65281	MOSTVIERTEL	04/26/2002	Active	37	0	0	0	0.00%	0		0			R	M	0		\$1,043.36
148328	Neuhofen Wiege Österreichs	09/17/2021	Active	31	0	1	-1	-3.13%	0	3	0			R		N/R		\$624.71
22112	NEUNKIRCHEN SCHWARZATAL	11/29/1969	Active	34	0	0	0	0.00%	0		0			R	M	N/R		\$958.76
22107	NEUSIEDLERSEE	06/30/1972	Active	49	1	2	-1	-2.00%	0	38	0			R	M	N/R		\$976.11
22109	PERCHTOLDSORF	03/23/1971	Active	20	0	1	-1	-4.76%	0	53	0			R	M	N/R		\$409.97
22110	PÖCHLARN MELK	08/14/1973	Active	42	0	0	0	0.00%	0		0		2	R	M	N/A		\$819.93
Exc Award (06/30/2023)																		
100516	PURKERSDORF	11/12/2007	Active	38	1	1	0	0.00%	0	16	0			R	M	N/A		\$722.32
22111	ST. PÖLTEN	06/15/1961	Active	59	0	4	-4	-6.35%	0	45	0			R	M	N/R		\$1,190.86
58694	ST. PÖLTEN JAKOB PRANDTAUER	09/12/1996	Active	55	4	0	4	7.84%	0		0		2	R	SC	0		\$976.11
22113	SÜDBURGENLAND	11/30/1956	Active(1)	70	30	2	28	66.67%	0	52	0			N	M	N/A		\$839.46
98450	TULLN	01/31/2007	Active	47	0	0	0	0.00%	0		0			R	M	0		\$917.55
Exc Award (06/30/2024)																		
40661	VIENNA COSMOPOLITAN	12/31/1981	Active	1	0	7	-7	-87.50%	0	10	0		2		S,M,VP,SC	N/R		\$156.18
42843	WAIDHOFEN EISENWURZEN	06/30/1983	Active	51	2	0	2	4.08%	0		0		2	R		N/R		\$956.59
43778	WALDVIERTEL	04/24/1984	Active	31	0	0	0	0.00%	0		0			R	M	N/A		\$605.19
100055	WEINVIERTEL JUNO	08/22/2007	Active	23	0	2	-2	-8.00%	0	10	0			R	M	N/A		\$488.06
63341	WEINVIERTEL NORD	06/22/2000	Active	41	0	0	0	0.00%	0		0			R		N/R		\$800.41
22120	WIEN (HOST)	02/27/1954	Active	33	0	1	-1	-2.94%	0	7	0			R		N/A		\$644.23
Exc Award (06/30/2018)																		
28061	WIEN ALBERTINA	02/22/1974	Active	10	0	2	-2	-16.67%	0	7	0		2	R	M,SC	19		\$195.22



Club Health Assessment for District 114 O through February 2025

Club Number	Club Name	Charter Date	Status	Membership							Reports					Finance	LCIF
				Current Member Count	YTD Members Added	YTD Members Dropped	YTD Net Growth	YTD Net Growth%	Member Count 12 Months Ago	Avg. length of service for dropped members	Months Since Last MMR ***	Yrs. Since Last Officer Report	President Rotation	Vice President Reported ****	Months Since Last Activity Report ***	Account Balance	Donations for current Fiscal Year
			Number of times on status quo within last two years	If below 15 members appears				If net loss is greater than 20% appears			If no report in 3 months appears	When more than one year appears in	Number of repeat terms	Notes the officers that do not have an active	If no report at 12 months red		
49574	WIEN AMBASSADOR	06/05/1989	Active	30	2	1	1	3.45%	0	50	0			R M	1		\$566.15
	Exc Award (06/30/2018)																
61928	WIEN ARTE	05/13/1999	Cancelled(6*)	0	0	15	-15	-100.00%	0	17	7	1	None	P,S,T,M,VP SC	N/R	90+ Days	
22114	WIEN BELVEDERE	02/19/1968	Active	31	0	1	-1	-3.13%	0	7	0			R M	24+		\$605.19
	Exc Award (06/30/2024)																
124535	Wien Chronos	04/15/2015	Active	20	0	0	0	0.00%	0		0			R S,M	N/R		\$390.44
	Exc Award (06/30/2024)																
51185	WIEN CITY	01/14/1991	Active	21	0	1	-1	-4.55%	0	13	0			R M,SC	N/R		\$429.49
104430	WIEN CLASSIC	01/15/2009	Active	14	0	2	-2	-12.50%	0	12	0			R M,SC	N/A		\$292.83
56780	WIEN CONCORDIA-EXCELSIOR	04/07/1995	Active	24	1	4	-3	-11.11%	0	11	0			N P,SC	N/R		\$488.06
59674	WIEN DONAU	06/11/1997	Active	25	0	2	-2	-7.41%	0	27	0			R	N/A		\$527.10
22119	WIEN EUROPA	09/20/1961	Active	56	2	4	-2	-3.45%	0	39	0			R	1		\$1,151.81
64227	WIEN FLORIDUS	04/19/2001	Active	16	0	1	-1	-5.88%	0	2	0			R M,SC	N/R		\$2,353.64
100144	WIEN FOCUS	09/04/2007	Active	27	0	0	0	0.00%	0		0		2	R	N/R		\$746.62
	Exc Award (06/30/2024)																
22117	WIEN GLORINETTE	04/25/1972	Active	23	0	0	0	0.00%	0		0			R	0		\$449.01
84556	WIEN HIETZING	01/11/2005	Cancelled(6*)	0	0	17	-17	-100.00%	0	14	7	1	None	P,S,T,M,VP SC	N/R		
62121	WIEN IMPULS	06/17/1999	Active	35	0	0	0	0.00%	0		0		2	R	0		\$683.28
36338	WIEN JOHANN STRAUß	12/15/1978	Active	12	0	0	0	0.00%	0		0		2	R M,SC	N/R		\$234.27
35806	WIEN KAHLENBERG LAUDON	06/12/1978	Cancelled(6*)	0	0	20	-20	-100.00%	0	31	2		None	P,T,M,VP,SC	N/R		\$331.88
29148	WIEN MARC AUREL	04/08/1974	Active	47	0	1	-1	-2.08%	0	13	0			R M	N/R		\$937.07
98311	WIEN MOZART	01/18/2007	Active	34	1	2	-1	-2.86%	0	5	0			R SC	2		\$958.76
	Exc Award (06/30/2023)																
22121	WIEN OPERA	12/16/1959	Active	21	0	0	0	0.00%	0		0		2	R	N/R		\$409.97
57455	WIEN OSTARRICHI	10/24/1995	Active	41	0	2	-2	-4.65%	0	8	0			R	N/R		\$2,732.55
	Exc Award (06/30/2017, 06/30/2018, 06/30/2020)																



Club Health Assessment for District 114 O through February 2025

Club Number	Club Name	Charter Date	Status	Membership							Reports					Finance	LCIF
				Current Member Count	YTD Members Added	YTD Members Dropped	YTD Net Growth	YTD Net Growth%	Member Count 12 Months Ago	Avg. length of service for dropped members	Months Since Last MMR ***	Yrs. Since Last Officer Report	President Rotation	Vice President Reported ****	Months Since Last Activity Report ***	Account Balance	Donations for current Fiscal Year
			Number of times on status quo within last two years	If below 15 members appears				If net loss is greater than 20% appears			If no report in 3 months appears	When more than one year appears in	Number of repeat terms	Notes the officers that do not have an active	If no report at 12 months red		
36996	WIEN PRINZ EUGEN	04/27/1979	Active	25	0	1	-1	-3.85%	0	46	0			R M	N/R		\$507.58
22116	WIEN SCHÖNBRUNN	06/11/1968	Active	21	0	0	0	0.00%	0		0		2	R M,SC	13		\$409.97
78919	WIEN SCHWARZENBERG-HOFBUR	04/30/2004	Active	32	0	1	-1	-3.03%	0	36	0		2	N M	N/A		\$644.23
88525	WIEN ST ROCHUS	05/31/2005	Active	13	0	0	0	0.00%	0		0			R	24+		\$253.79
	Exc Award (06/30/2024)																
22118	WIEN ST. STEPHAN	10/24/1963	Active	19	1	1	0	0.00%	0	22	0		2	R M,SC	24+		\$351.40
31481	WIEN VINDOBONA	12/30/1975	Active	27	0	1	-1	-3.57%	0	9	0			R	N/R		\$546.62
22123	WIENER NEUSTADT	05/02/1957	Active	28	0	1	-1	-3.45%	0	53	0			R	2		\$585.67
153196	Wiener Neustadt Herzog Leopold	01/10/2023	Active	28	1	1	0	0.00%	0	2	0			R	0		\$546.62
52231	WIENERWALD	12/04/1991	Active	26	2	0	2	8.33%	0		0			R M	N/R		\$468.53
22124	WIESELBURG	06/16/1972	Active	61	0	1	-1	-1.61%	0	52	0			R M	N/A		\$1,210.38

Clubs Cancelled Previous Fiscal Year – Clubs Cancelled within last 12 months may be reinstated

Club Number	Club Name	Charter Date	Current Status*	Cancellation Date
102211	WIEN SOCIETY	06/11/2008	Cancelled(6*)	04/29/2024

Current Total Clubs Count	YTD New Clubs Count	YTD Cancelled Clubs Count	YTD Net Club Gain	Current Total Members Count	YTD YTD Add	YTD YTD Drop	YTD Net Growth	YTD Net Growth %	Member Count 12 Months Ago	Average Member Count Per Club	% of Clubs with less than 20 members	% No MMR in 3 Months	% No Officer Report in 12 Months	% of Clubs with balance 90+ days	Number of Clubs in Status Quo	% Status Quo Clubs in Financial Suspension	Number of Cancelled Clubs	Average Cancelled Club Age	Members Lost Due to Cancellation	% of Clubs Cancelled for Non-Financial Reasons
71	0	3	-3	2,207	66	113	-47	-2.09%	0	31	20%	0%	0%	0%	0	0%	3	36	52	100%

* - P - Priority Club. Cancellation Reasons: 1-Objectives/conduct, 2-Non-active club, 5-Non-existing club, 6-Disbanding, 7-Merger, 8-Financial Suspension, 9-District/Multiple District Dues.


** - Abbreviation: P-President, S-Secretary, T-Treasurer, M-Member Chairperson, VP-First Vice President, MC-Communications Chairperson, SC-Service Chairperson

*** - Abbreviation: N/R - Never reported using the Lions Clubs website, N/A - Not applicable, No password registered for the Lions Clubs website.

**** - Abbreviation: N - New, IP - Immediate Past, R - Repeat.



Club Health Assessment for District 114 M through February 2025

			Status	Membership							Reports					Finance	LCIF	
Club Number	Club Name	Charter Date		Current Member Count	YTD Members Added	YTD Members Dropped	YTD Net Growth	YTD Net Growth%	Member Count 12 Months Ago	Avg. length of service for dropped members	Months Since Last MMR ***	Yrs. Since Last Officer Report	President Rotation	Vice President Reported ****	Months Since Last Activity Report ***	Account Balance	Donations for current Fiscal Year	
			Number of times on status quo within last two years	If below 15 members appears					If net loss is greater than 20% appears			If no report in 3 months appears in	When more than one year appears in	Number of repeat terms	Notes the officers that do not have an active	If no report at 12 months appears in red		
Clubs less than two years old																		
171690	Wels Puchberg	05/29/2024	Active	26	6	1	5	23.81%	0	0	0		2	R	M	1		\$549.80
Clubs more than two years old																		
41204	AICHFELD MURBODEN	04/30/1982	Active	32	0	3	-3	-8.57%	0	35	0			R	M	14		\$874.68
122044	Almtal	05/21/2014	Active	18	0	3	-3	-14.29%	0	8	0		2	R	M	N/R		\$499.82
41205	AUSSEERLAND	04/30/1982	Active	44	0	0	0	0.00%	0		0		2	R	M	1		\$1,124.59
22048	BAD HALL	02/07/1972	Active	41	0	0	0	0.00%	0		0			R	M	4		\$1,024.62
22050	BAD ISCHL	05/24/1960	Active	42	0	1	-1	-2.33%	0	22	0			R		24+		\$1,099.60
58116	BAD LEONFELDEN	04/19/1996	Active	36	3	0	3	9.09%	0		0				S,VP	1		\$849.69
38481	BAD RADKERSBURG - MURECK	05/14/1980	Active	38	1	0	1	2.70%	0		0			R		4		\$924.66
41546	BRAUNAU	06/28/1982	Active	47	1	0	1	2.17%	0		0			R	M	1		\$1,149.58
22090	BRUCK AN DER MUR	03/27/1957	Active	47	0	5	-5	-9.62%	0	12	0			R	SC	0		\$1,199.56
Exc Award (06/30/2017, 06/30/2022, 06/30/2023)																		
120827	Dachstein Welterbe	12/06/2013	Active	34	0	2	-2	-5.56%	0	8	0			R		23		\$924.66
Exc Award (06/30/2017, 06/30/2023)																		
37440	DEUTSCHLANDSBERG	07/03/1979	Active	27	0	2	-2	-6.90%	0	5	0			R	M,SC	0		\$674.75
109778	EFERDING	12/06/2010	Active	28	0	1	-1	-3.45%	0	14	0		2	R	M,SC	0		\$724.73
Exc Award (06/30/2024)																		
22051	ENNS ST. VALENTIN	08/14/1972	Active	30	1	4	-3	-9.09%	0	23	0			R	M	1		\$824.70
22092	FELDBACH	03/18/1969	Active	52	0	0	0	0.00%	0		0			R	M	10		\$1,299.52
39199	FREISTADT	12/24/1980	Active	47	2	0	2	4.44%	0		0			R	M	8		\$1,124.59
110342	FROHNLEITEN	03/17/2011	Active	24	1	0	1	4.35%	0		0			R	M,SC	0		\$574.79
22093	FÜRSTENFELD	05/19/1957	Active	51	0	1	-1	-1.92%	0	7	0			R		2		\$1,299.52
Exc Award (06/30/2014, 06/30/2017, 06/30/2020)																		
105779	GALLNEUKIRCHEN	06/29/2009	Active	40	0	1	-1	-2.44%	0	4	0			R		2		\$1,024.62
41548	GLEISDORF	06/28/1982	Active	43	1	1	0	0.00%	0	43	0			R	M,SC	N/A		\$1,074.60



Club Health Assessment for District 114 M through February 2025

			Status	Membership							Reports					Finance	LCIF
Club Number	Club Name	Charter Date		Current Member Count	YTD Members Added	YTD Members Dropped	YTD Net Growth	YTD Net Growth%	Member Count 12 Months Ago	Avg. length of service for dropped members	Months Since Last MMR ***	Yrs. Since Last Officer Report	President Rotation	Vice President Reported ****	Months Since Last Activity Report ***	Account Balance	Donations for current Fiscal Year
			Number of times on status quo within last two years	If below 15 members appears				If net loss is greater than 20% appears			If no report in 3 months appears in	When more than one year appears in	Number of repeat terms	Notes the officers that do not have an active	If no report at 12 months red		
Exc Award (06/30/2017)																	
22052	GMUNDEN	12/29/1958	Active	54	7	2	5	10.20%	0	34	0		2	R M	24+		\$1,249.54
22094	GRAZ	12/06/1952	Active	47	0	1	-1	-2.08%	0	33	0		2	R	14		\$1,199.56
142853	Graz Agathos	09/09/2020	Active	29	1	0	1	3.57%	0		0			R	0		\$749.27
49327	GRAZ ERZHERZOG JOHANN	03/21/1989	Active	40	1	1	0	0.00%	0	33	0			R M	N/A		\$1,024.62
Exc Award (06/30/2018)																	
59854	GRAZ FORUM	06/30/1997	Active	29	0	5	-5	-14.71%	0	27	0			R	3		\$724.73
22095	GRAZ JOANNEUM	05/14/1970	Active(1)	26	17	3	14	116.67%	0	38	0		2	R M,SC	15		\$449.83
53459	GRAZ PANTHERA	06/29/1992	Active	21	0	1	-1	-4.55%	0	7	0			R	2		\$524.81
Exc Award (06/30/2018)																	
108854	GRAZ SCHLOSSBERG	06/30/2010	Active	28	0	1	-1	-3.45%	0	12	0			R M	10		\$724.73
22096	GRAZ STYRIA	06/16/1970	Active	25	1	0	1	4.17%	0		0			R SC	1		\$574.79
40319	HARTBERG	08/31/1981	Active	40	0	1	-1	-2.44%	0	43	0			R M	0		\$1,049.61
22053	HAUSRUCK	03/18/1959	Active	39	0	1	-1	-2.50%	0	33	0			R M	8		\$1,024.62
22097	JUDENBURG - KNITTELFELD	02/04/1957	Active	26	1	4	-3	-10.34%	0	27	0			N M	N/A		\$699.74
22058	KIRCHDORF A. D. KREMS	01/15/1974	Active	33	0	2	-2	-5.71%	0	13	0		2	R	8		\$849.69
Exc Award (06/30/2023)																	
106939	KIRCHDORF AMBRA	12/03/2009	Active	42	2	2	0	0.00%	0	14	0			R M,SC	8		\$1,049.61
57937	KREMSMÜNSTER	03/04/1996	Active	37	1	0	1	2.78%	0		0			R SC	0		\$899.67
100214	LAAKIRCHEN	09/17/2007	Active	35	2	2	0	0.00%	0	12	0			R	0		\$874.68
22100	LEIBNITZ	03/06/1958	Active	44	0	3	-3	-6.38%	0	45	0			R	2		\$1,124.59
22101	LEOBEN	12/21/1956	Active	40	0	0	0	0.00%	0		0		2	R M,SC	4		\$999.63
115877	LEOBEN GÖSS	01/17/2012	Active	35	0	1	-1	-2.78%	0	8	0			R SC	8		\$899.67
127270	Lichtenberg GIS	04/15/2016	Active	28	0	2	-2	-6.67%	0	9	0			R M	1		\$724.73
22102	LIEZEN	06/13/1969	Active	44	0	2	-2	-4.35%	0	16	0			R M	2		\$1,099.60
Exc Award (06/30/2017)																	



Club Health Assessment for District 114 M through February 2025

			Status	Membership							Reports					Finance	LCIF	
Club Number	Club Name	Charter Date		Current Member Count	YTD Members Added	YTD Members Dropped	YTD Net Growth	YTD Net Growth%	Member Count 12 Months Ago	Avg. length of service for dropped members	Months Since Last MMR ***	Yrs. Since Last Officer Report	President Rotation	Vice President Reported ****	Months Since Last Activity Report ***	Account Balance	Donations for current Fiscal Year	
			Number of times on status quo within last two years	If below 15 members appears					If net loss is greater than 20% appears			If no report in 3 months appears in	When more than one year appears in	Number of repeat terms	Notes the officers that do not have an active	If no report at 12 months appears in red		
64965	LIEZEN ANASIA	02/02/2002	Active	37	2	1	1	2.78%	0	22	0			R	0		\$874.68	
22062	LINZ	04/20/1956	Active	48	1	1	0	0.00%	0	56	0			R	N/R		\$1,199.56	
62931	LINZ 2000	03/20/2000	Active	34	0	0	0	0.00%	0		0			R	M	N/R	\$849.69	
131196	Linz Aliter	06/14/2017	Active	27	0	1	-1	-3.57%	0	5	0			R	M	N/A	\$699.74	
Exc Award (06/30/2018)																		
127342	Linz Biophilia	04/25/2016	Active	44	3	2	1	2.33%	0	6	0			R	M,SC	8	\$999.63	
44562	LINZ CITY	01/31/1985	Active	50	0	3	-3	-5.66%	0	27	0		None	N	P,S,T,M,SC	2	\$1,299.52	
22063	LINZ DANUBIUS	04/01/1971	Active	37	0	3	-3	-7.50%	0	32	0			R		0	\$974.64	
Exc Award (06/30/2017, 06/30/2019)																		
35401	LINZ DELTA	04/18/1978	Active	32	0	1	-1	-3.03%	0	8	0			R		23	\$799.71	
Exc Award (06/30/2017)																		
49005	LINZ JOHANNES KEPLER	11/01/1988	Active	39	2	1	1	2.63%	0	21	0			R		21	\$949.65	
49702	LINZ KUERNBERG	06/28/1989	Active	20	0	3	-3	-13.04%	0	16	0			R	SC	N/R	\$549.80	
82378	LINZ LAND ATHENA	05/05/2004	Active	19	0	1	-1	-5.00%	0	15	0			R	M,SC	N/A	\$499.82	
37173	LINZ MITTE	05/31/1979	Active	30	0	0	0	0.00%	0		0			R	M	14	\$749.72	
22064	LINZ NIBELUNGEN	12/01/1965	Active	38	0	2	-2	-5.00%	0	26	0		2	R	SC	N/R	\$999.63	
50805	LINZ PRIMAVERA	06/30/1990	Active	38	0	0	0	0.00%	0		0			R	M	3	\$949.65	
42842	MARCHTRENK WELSER HEIDE	06/29/1983	Active	23	0	2	-2	-8.00%	0	5	0			R	M	1	\$599.78	
41549	MARIAZELLERLAND	06/01/1982	Active(1)	26	0	1	-1	-3.70%	0	32	0				M,VP,SC	4	\$674.75	
63395	MATTIGTAL	06/26/2000	Active	31	1	1	0	0.00%	0	6	0			R		0	\$774.72	
Exc Award (06/30/2018)																		
22106	MURAU	06/29/1973	Active	44	0	1	-1	-2.22%	0	11	0		2	R		N/R	\$1,099.60	
50588	MÜRZTAL	05/23/1990	Active	34	0	0	0	0.00%	0		0			R	M,SC	8	\$874.68	
37743	NEUHOFEN KREMSTAL	11/30/1979	Active	35	0	1	-1	-2.78%	0	3	0			R	M	2	\$849.69	
Exc Award (06/30/2023, 06/30/2024)																		
121869	Ottensheim Pesenbachthal	04/17/2014	Active	23	0	2	-2	-8.00%	0	8	0			R	M	N/A	\$599.78	



Club Health Assessment for District 114 M through February 2025

			Status	Membership							Reports					Finance	LCIF
Club Number	Club Name	Charter Date		Current Member Count	YTD Members Added	YTD Members Dropped	YTD Net Growth	YTD Net Growth%	Member Count 12 Months Ago	Avg. length of service for dropped members	Months Since Last MMR ***	Yrs. Since Last Officer Report	President Rotation	Vice President Reported ****	Months Since Last Activity Report ***	Account Balance	Donations for current Fiscal Year
			Number of times on status quo within last two years	If below 15 members appears				If net loss is greater than 20% appears			If no report in 3 months appears in	When more than one year appears in	Number of repeat terms	Notes the officers that do not have an active	If no report at 12 months appears in red		
140892	Pasching	02/11/2020	Active	29	2	2	0	0.00%	0	5	0			R M,SC	24+		\$724.73
22068	PERG	05/22/1970	Active	41	3	1	2	5.13%	0	15	0			R	1		
	Exc Award (06/30/2024)																
135351	Perg Leandra	01/25/2019	Active	29	1	0	1	3.57%	0		0			R SC	4		\$699.74
55095	PERG MACHLAND	12/06/1993	Active	49	1	1	0	0.00%	0	31	0			R M	1		\$2,124.22
57459	PEUERBACH	10/30/1995	Active	35	0	0	0	0.00%	0		0		2	R M,SC	N/A		\$899.67
112155	PREGARTEN AISTTAL	09/06/2011	Active	35	1	1	0	0.00%	0	13	0			R	3		\$874.68
39727	RIED IM INNKREIS	04/07/1981	Active	54	0	1	-1	-1.82%	0	23	0		2	R M	N/A		\$1,374.49
57819	ROHRBACH BÖHMERWALD	02/01/1996	Active	36	3	0	3	9.09%	0		0		2	R M,SC	1		\$824.70
	Exc Award (06/30/2023)																
30019	SCHÄRDING PRAMTAL	12/09/1974	Active	45	0	0	0	0.00%	0		0			R M	4		\$1,124.59
37744	SCHLADMING	11/30/1979	Active	39	0	1	-1	-2.50%	0	4	0			R M,SC	0		\$999.63
45423	SCHWANENSTADT	10/31/1985	Active	40	0	1	-1	-2.44%	0	34	0			R M,SC	N/R		\$999.63
45163	SIERNING STEYRTAL	06/13/1985	Active	41	1	0	1	2.50%	0		0		2	R M,SC	1		\$999.63
22077	STEYR	12/13/1958	Active	32	0	0	0	0.00%	0		0		2	R	17		\$799.71
22078	STEYR INNERBERG	05/20/1970	Active	34	0	0	0	0.00%	0		0			R M,SC	N/A		\$874.68
49772	STEYR OMNIA	07/14/1989	Active	24	1	0	1	4.35%	0		0		2	R	0		\$574.79
34775	STEYR ST. ULRICH	12/12/1977	Active	31	0	2	-2	-6.06%	0	10	0		2	N	0		\$824.70
82603	STEYRTAL	06/14/2004	Active	32	3	0	3	10.34%	0		0			R M,SC	0		\$724.73
109265	THERMENLAND	09/21/2010	Active	39	0	1	-1	-2.50%	0	14	0			R	12		\$1,049.61
	Exc Award (06/30/2016, 06/30/2022)																
67457	TRAUN	03/25/2003	Active	34	0	3	-3	-8.11%	0	9	0		2	R	1		\$924.66
	Exc Award (06/30/2023)																
108551	TRAUNSEE ALLEGRA	06/07/2010	Active	32	2	1	1	3.23%	0	8	0			R M	0		\$774.72
119640	Veste Riegersburg	06/13/2013	Active	31	0	0	0	0.00%	0		0			R M	N/A		\$749.72
22082	VÖCKLABRUCK	01/25/1959	Active	43	1	1	0	0.00%	0	25	0			M,VP	5		\$1,074.60



Club Health Assessment for District 114 M through February 2025

Club Number	Club Name	Charter Date	Status	Membership							Reports					Finance	LCIF
				Current Member Count	YTD Members Added	YTD Members Dropped	YTD Net Growth	YTD Net Growth%	Member Count 12 Months Ago	Avg. length of service for dropped members	Months Since Last MMR ***	Yrs. Since Last Officer Report	President Rotation	Vice President Reported ****	Months Since Last Activity Report ***	Account Balance	Donations for current Fiscal Year
			Number of times on status quo within last two years	If below 15 members appears				If net loss is greater than 20% appears			If no report in 3 months appears	When more than one year appears in	Number of repeat terms	Notes the officers that do not have an active	If no report at 12 months appears in red		
39200	WEIZ	12/24/1980	Active	37	0	1	-1	-2.63%	0	12	0			R	12		\$974.64
22084	WELS	06/03/1957	Active	38	0	1	-1	-2.56%	0	26	0			R	22		\$949.65
46748	WELS LAND TRAUNAU	12/11/1986	Active	43	4	0	4	10.26%	0		0			R	11		\$1,549.61
78084	WELS LEONESSA	01/09/2004	Active	25	4	0	4	19.05%	0		0			R	N/A		\$599.78
28060	WELS POLLHEIM	02/11/1974	Active	37	0	3	-3	-7.50%	0	27	0			R	24+		\$1,524.66
121429	Wels Thalheim	03/25/2014	Active	49	2	1	1	2.08%	0	11	0			R	0		\$1,149.58
29390	WEYER	05/23/1974	Active	29	0	1	-1	-3.33%	0	10	0			R	3		\$749.72
55163	WILHERING DONAUTAL	12/29/1993	Active	33	0	0	0	0.00%	0		0			R	10		\$824.70
58124	WINDISCHGARSTEN PYHRN PRIEL	04/19/1996	Active	28	0	2	-2	-6.67%	0	34	0			R	0		\$724.73

Clubs Cancelled Previous Fiscal Year – Clubs Cancelled within last 12 months may be reinstated

Club Number	Club Name	Charter Date	Current Status*	Cancellation Date
66415	PUCHENAU URFAHR WEST	06/28/2002	Cancelled(6*)	01/29/2024

Current Total Clubs Count	YTD New Clubs Count	YTD Cancelled Clubs Count	YTD Net Club Gain	Current Total Members Count	YTD Add	YTD Drop	YTD Net Growth	YTD Net Growth %	Member Count 12 Months Ago	Average Member Count Per Club	% of Clubs with less than 20 members	% No MMR in 3 Months	% No Officer Report in 12 Months	% of Clubs with balance 90+ days	Number of Clubs in Status Quo	% Status Quo Clubs in Financial Suspension	Number of Cancelled Clubs	Average Cancelled Club Age	Members Lost Due to Cancellation	% of Clubs Cancelled for Non-Financial Reasons
93	0	0	0	3,322	87	111	-24	-0.72%	0	36	2%	0%	0%	0%	0	0%	0	0	0	0%

* - P - Priority Club. Cancellation Reasons: 1-Objectives/conduct, 2-Non-active club, 5-Non-existing club, 6-Disbanding, 7-Merger, 8-Financial Suspension, 9-District/Multiple District Dues.

** - Abbreviation: P-President, S-Secretary, T-Treasurer, M-Member Chairperson, VP-First Vice President, MC-Communications Chairperson, SC-Service Chairperson

*** - Abbreviation: N/R - Never reported using the Lions Clubs website, N/A - Not applicable, No password registered for the Lions Clubs website.

**** - Abbreviation: N - New, IP - Immediate Past, R - Repeat.